

Bridger-Teton National Forest Cache - Game Area

General Etiquette for Groomed Winter Trails

- Bicycles yield to all users including bikes traveling uphill
- Work with others when passing as the snow is often deep just to the side of the trail
- Do NOT walk or ride in the classic ski track
- Allow the trail time to "set up" after grooming
- Be EXTRA ALERT for Wildlife! If you encounter wildlife near the trail consider turning around or using an alternate trail
- Contact Friends of Pathways or PAWS to help support trail grooming and education efforts
- Be an ambassador for your sport, help promote good behavior, and remember we all work together to compact the trails in the winter

Legend

Winter Trail Status


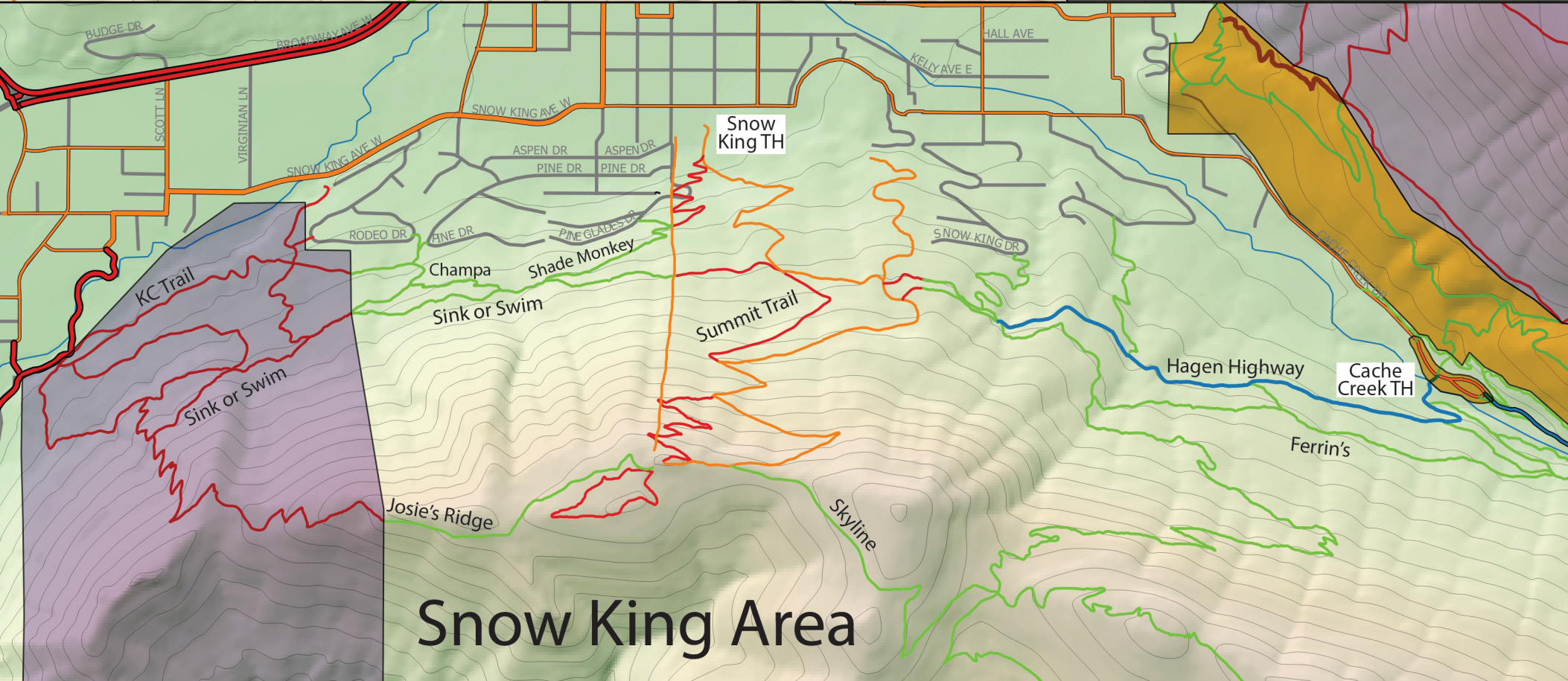
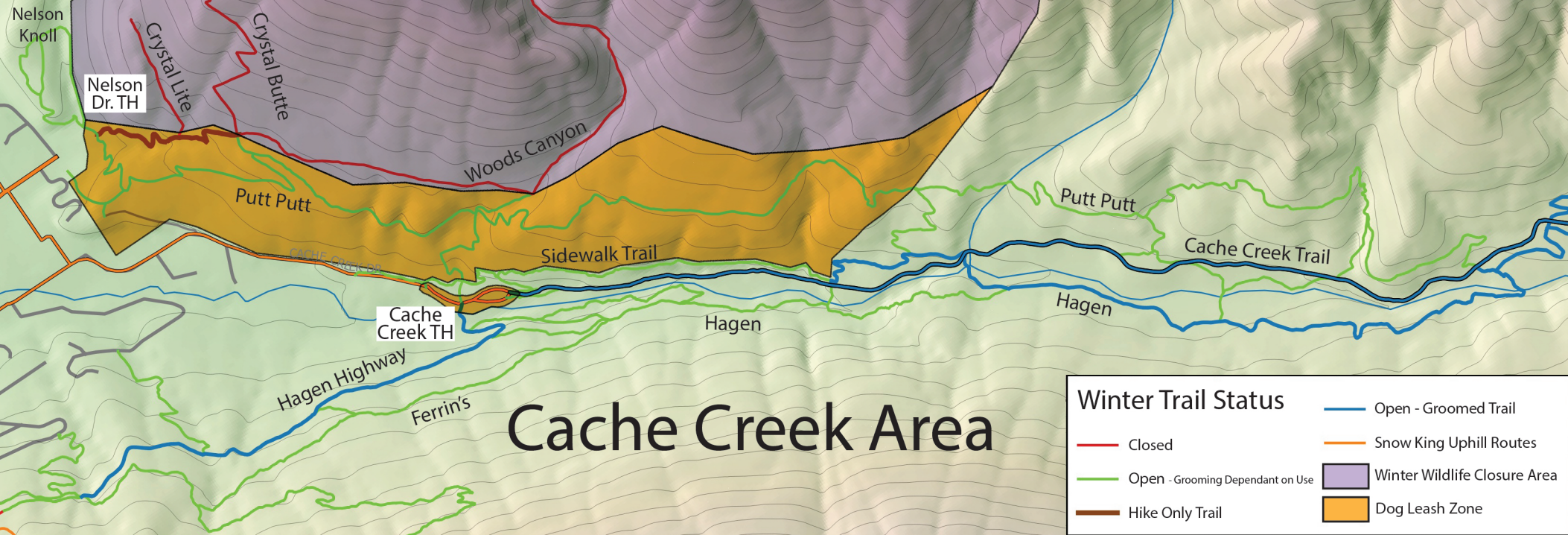
- Closed for Wildlife Habitat
- Open-Grooming Dependant on Use
- Open-Groomed Trail
- Snow King Approved Uphill Routes
- Winter Dog Leash Zone
- Winter Wildlife Closure Area

Cache Creek Road is Groomed Monday, Wednesday, and Friday

Game Creek Road is Groomed Wednesday and Friday

- 1. Please Respect Winter Wildlife Closures and Don't Poach the Powder**
- 2. Control Your Dog, Obey the Posted Leash Zones, and Pick Up Their Poop**
- 3. Yield to Others Where Appropriate**
- 4. Do Not Walk or Ride in the Groomed Ski Track**
- 5. Have the Skills and Knowledge to Stay Warm, Hydrated, Fed, and Found**





Just Right

Don't walk or ride on the trails if they are too soft.


Alternative Trail Options:

- Paul Merritt Pathway (South of Jackson)
- South Park Loop
- Emily's Pond Levee Trail
- Stilson
- Togwootee Pass Area
- Turpin Meadows







Too Soft